

# HOW NOTES ARE WRITTEN-2

# 7

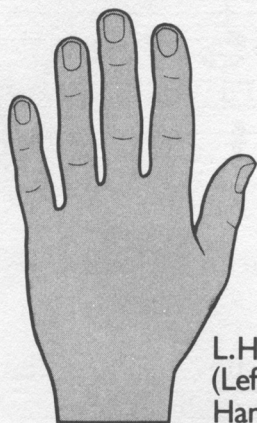
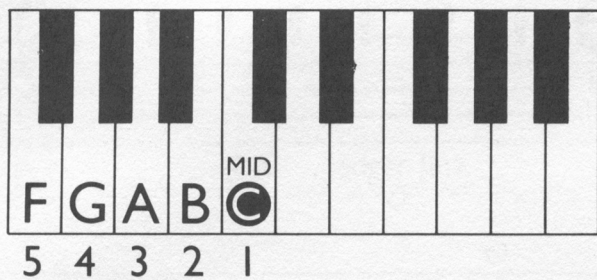


You now know your first five right hand notes and how they are written.

Let's learn the first five left hand notes.

Start at Middle C and work down the keyboard (i.e. to the left).


These are the five notes:



L.H.  
(Left  
Hand)

They are written:      F                  G                  A                  B                  MIDDLE C  
   5                  4                  3                  2                  1

L.H.  
(Left  
Hand)



**Learn these notes now.**

Cover the notes with the correct fingers of your left hand and play your next tune:

*Rivers Of Babylon.*

# RIVERS OF BABYLON

Words & Music adapted by Brent Dowe and Trevor McMaughton.

L.H. (left hand)

By the rivers of Ba - by - lon \_\_\_\_\_ There we sat



down \_\_\_\_\_ Yeah \_\_\_\_\_ we wept \_\_\_\_\_ re -



- mem - bered Zi - on \_\_\_\_\_ By the rivers of Ba - by - lon \_\_\_\_\_



\_\_\_\_\_ There we sat down \_\_\_\_\_ Yeah \_\_\_\_\_ we



wept \_\_\_\_\_ re - mem - bered Zi - on \_\_\_\_\_



You now know nine important notes  
and how they are written:

MIDDLE C	D	E	F	G
1	2	3	4	5

The diagram illustrates the nine important notes on a piano keyboard and their corresponding musical notation. The treble clef staff shows notes D, E, F, G, and A. The bass clef staff shows notes F, G, A, B, and MIDDLE C. A keyboard diagram shows keys labeled F, G, A, B, MID, D, E, F, G with finger numbers 1-5 above them.

5	4	3	2	1
F	G	A	B	MIDDLE C

These nine notes are all that are needed  
to play all the songs in this book.

After this, new notes will be added  
gradually. Keyboard charts will be given  
to illustrate new notes as they occur.

The cardboard chart included with this  
book fits over the piano keyboard and  
may be used for reference. In addition, in  
this book, 'letter names' have been  
written against the notes. **But, you  
should memorize all new notes as  
soon as possible.**